

**2019/01/01 Bowers & Wilkins (B&W)
Catalogue Pricelist**



600 Series



603

€800.00 Each (Matte Black, Matte White)

- 3-way system
- 25mm aluminium Decoupled Double Dome tweeter
- 150mm Continuum midrange driver
- 2x 165mm Paper-Cone bass with anti-resonance plugs



606

€350.00 Each (Matte Black, Matte White)

- 2-way system
- 25mm aluminium Decoupled Double Dome tweeter
- 165mm Continuum bass / midrange driver
- Optional Stand STAV24: €75.00 Each



607

€265.00 Each (Matte Black, Matte White)

- 2-way system
- 25mm aluminium Decoupled Double Dome tweeter
- 130mm Continuum bass / midrange driver
- Optional Stand STAV24: €75.00 Each



HTM6

€529.00 Each (Matte Black, Matte White)

- 2-way system
- 25mm aluminium Decoupled Double Dome tweeter
- 2 x 130mm Continuum bass/midrange drivers



ASW610XP-S2

€1100.00 Each (Black Ash)

- Active, closed-box subwoofer
- 1 x 10" paper/Kevlar cone bass driver
- 500 watt Class D amplifier



ASW610

€600.00 Each (Black Ash)

- Active, closed-box subwoofer
- 1 x 10" paper/Kevlar cone bass driver
- 200 watt Class D amplifier



ASW608

€450.00 Each (Black Ash)

- Active, closed-box subwoofer
- 1 x 8" paper/Kevlar cone bass driver
- 200 watt Class D amplifier

700 Series



702 S2

€1999.00 Each
(Gloss Black/Matt White/Rosenut)

- 3-way floorstanding vented-box system
- Solid Body Tweeter on top
- 1x ø25mm (1 in) Decoupled Carbon Dome high-frequency
- 1x ø150mm (6 in) Continuum cone FST midrange
- 3x ø165mm (6.5 in) Aerofoil profile bass
- Dimensions (HxWxD): 1087x366x414mm



703 S2

€1499.00 Each
(Gloss Black/Matt White/Rosenut)

- 3-way floorstanding vented-box system
- 1x ø25mm (1 in) Decoupled Carbon Dome high-frequency
- 1x ø150mm (6 in) Continuum cone FST midrange
- 2x ø165mm (6.5 in) Aerofoil profile bass
- Dimensions (HxWxD): 1025x320x370mm



704 S2

€1199.00 Each
(Gloss Black/Matt White/Rosenut)

- 3-way floorstanding vented-box system
- 1x ø25mm (1 in) Decoupled Carbon Dome high-frequency
- 1x ø130mm (5 in) Continuum cone FST midrange
- 2x ø130mm (5 in) Aerofoil profile bass
- Dimensions (HxWxD): 959x252x298mm



705 S2

€1099.00 Each
(Gloss Black/Matt White/Rosenut)

- 2-way bookshelf vented-box system
- Solid Body Tweeter on top
- 1x ø25mm (1 in) Decoupled Carbon Dome high-frequency
- 1x ø165mm (6.5 in) Continuum cone bass / midrange
- Optional Stand FS-700 S2 (Black/Silver): €225.00 Each
- Dimensions (HxWxD): 407x200x301mm



706 S2

€699.00 Each
(Gloss Black/Matt White/Rosenut)

- 2-way bookshelf vented-box system
- 1x ø25mm (1 in) Decoupled Carbon Dome high-frequency
- 1x ø165mm (6.5 in) Continuum cone bass / midrange
- Optional Stand FS-700 S2 (Black/Silver): €225.00 Each
- Dimensions (HxWxD): 340x200x301mm



707 S2

€499.00 Each
(Gloss Black/Matt White/Rosenut)

- 2-way bookshelf vented-box system
- 1x ø25mm (1 in) Decoupled Carbon Dome high-frequency
- 1x ø130mm (5 in) Continuum cone bass / midrange
- Optional Stand FS-700 S2 (Black/Silver): €225.00 Each
- Dimensions (HxWxD): 280x165x276mm

HTM71 S2



€1149.00 Each
(Gloss Black/Matt White/Rosenut)

- 3-way center channel vented-box system
- 1x ø25mm (1 in) Decoupled Carbon Dome high-frequency
- 1x ø100mm (4 in) Continuum cone FST midrange
- 2x ø165mm (6.5 in) Aerofoil profile bass
- Dimensions (HxWxD): 225x590x301

HTM72 S2



€749.00 Each
(Gloss Black/Matt White/Rosenut)

- 2-way center channel vented-box system
- 1x ø25mm (1 in) Decoupled Carbon Dome high-frequency
- 1x ø100mm (4 in) Continuum cone FST midrange
- 2x ø165mm (6.5 in) Aerofoil profile bass
- Dimensions (HxWxD): 167x480x275

DB4S



€1600.00 Each
(Gloss Black/Matt White/Rosenut)

- Active closed-box subwoofer system
- 1000W Class D Hypex amplifier
- Aerofoil bass cone
- Digital preamplifier with Dynamic EQ
- App-based set-up and BT-LE control
- 1x ø250mm (10in) Aerofoil cone bass
- Dimensions (HxWxD): 377x360x368mm

800 Series



800 D3

€15000.00 Each
(Gloss Black/Matt White/Rosenut)

- 3-way floorstanding optimized matrix vented-box system
- 1 x 1" diamond dome tweeter
- 1 x 6" Continuum cone FSTTM midrange
- 2 x 10" Aerofoil cone bass units
- Power handling 1000W
- Dimensions (HxWxD): 1217x613x611mm



802 D3

€11000.00 Each
(Gloss Black/Matt White/Rosenut)

- 3-way floorstanding optimized matrix vented-box system
- 1 x 1" diamond dome tweeter
- 1 x 6" Continuum cone FSTTM midrange
- 2 x 8" Aerofoil cone bass units
- Power handling 500W
- Dimensions (HxWxD): 1212x390x583mm



803 D3

€8500.00 Each
(Gloss Black/Matt White/Rosenut)

- 3-way floorstanding optimized matrix vented-box system
- 1 x 1" diamond dome tweeter
- 1 x 5" Continuum cone FSTTM midrange
- 2 x 7" Aerofoil cone bass units
- Power handling 500W
- Dimensions (HxWxD): 1160x334x498mm



804 D3

€4500.00 Each
(Gloss Black/Matt White/Rosenut)

- 3-way floorstanding optimized matrix vented-box system
- 1 x 1" diamond tweeter
- 1 x 5" Continuum cone FSTTM midrange
- 2 x 6.5" Aerofoil cone bass units
- Power handling 200W
- Dimensions (HxWxD): 1019x238x345mm



805 D3

€3000.00 Each
(Gloss Black/Matt White/Rosenut)

- 2-way bookshelf optimized matrix vented-box system
- 1 x 1" diamond tweeter
- 1 x 6.5" Continuum cone bass midrange
- Power handling 120W
- Dimensions (HxWxD): 424x237x345mm



FS-805 D3

€500.00 Each
(Black/Silver)

- Floor stand for 805 D3
- Dimensions (HxWxD): 595x254x369mm



HTM1 D3

€6000.00 Each
(Gloss Black/Matt White/Rosenut)


- 3-way optimized matrix vented-box system
- 1 x 1" diamond tweeter
- 1 x 6" Continuum cone FSTTM midrange
- 2 x 8" Aerofoil cone bass units
- Power handling 500W
- Dimensions (HxWxD): 330x850x342mm



HTM2 D3

€4000.00 Each
(Gloss Black/Matt White/Rosenut)

- 3-way optimized matrix vented-box system
- 1 x 1" diamond tweeter
- 1 x 5" Continuum cone FSTTM midrange
- 2 x 6.5" Aerofoil cone bass units
- Power handling 200W
- Dimensions (HxWxD): 302x720x326mm



FS-HTM D3

€600.00 Each
(Black/Silver)

- Floor stand for HTM1 D3 or HTM2D3 center channels.
- Dimensions (HxWxD): 281x688x372mm

800 Series Prestige Edition



802 D3 Prestige Edition

€12500.00 Each
(Santos Rosewood)

- 3-way floorstanding optimized matrix vented-box system
- 1 x 1" diamond dome tweeter
- 1 x 6" Continuum cone FSTTM midrange
- 2 x 8" Aerofoil cone bass units
- Power handling 500W
- Dimensions (HxWxD):
1212x390x583mm



805 D3 Prestige Edition

€3500.00 Each
(Santos Rosewood)

- 1000w Class D Hypex amplifier
- 2 x 250mm (10in) Aerofoil-cone drive units in a balanced configuration
- Digital preamplifier with Dynamic EQ
- App-based set-up and BT-LE control
- Dimensions (HxWxD):
430x377x360mm

About the Prestige Editions

The new 800 Series Prestige Edition is designed for connoisseurs of high-performance audio and fine woodwork. With a luxurious Santos Rosewood veneer, the Prestige Edition features the same renowned beauty found in high-end furniture and musical instruments. Bowers & Wilkins celebrates this distinctive wood by using thirteen coats of lacquer to deliver a lustrous finish, with a rich colour and distinctive grain pattern that makes each loudspeaker a unique piece of art. As with all 800 Series Diamond models, the 800 Series Prestige Edition is manufactured to the most exacting standards in the UK, with each unit featuring a unique numbered plate to highlight its exclusivity.

800 Series Subwoofers



DB1D

€4450.00 Each
(Gloss Black/Satin White/Rosenut)

- 2000w Class D Hypex amplifier
- 2 x 300mm (12in) Aerofoil-cone drive units in a balanced configuration
- Digital preamplifier with Dynamic EQ
- App-based set-up and BT-LE control
- Dimensions (HxWxD):
460x429x410mm



DB2D

€3450.00 Each
(Gloss Black/Satin White/Rosenut)

- 1000w Class D Hypex amplifier
- 2 x 250mm (10in) Aerofoil-cone drive units in a balanced configuration
- Digital preamplifier with Dynamic EQ
- App-based set-up and BT-LE control
- Dimensions (HxWxD):
430x377x360mm



DB3D

€2450.00 Each
(Gloss Black/Satin White/Rosenut)

- 1000w Class D Hypex amplifier
- 2 x 200mm (8in) Aerofoil-cone drive units in a balanced configuration
- Digital preamplifier with Dynamic EQ
- App-based set-up and BT-LE control
- Dimensions (HxWxD):
360x320x330mm

Nautilus



€32,500.00 Each
(Black/Silver/Blue/White/Red/Custom)

Now recognized as a design classic, the original Nautilus is not just our flagship product, but the very pinnacle of technological innovation to which all others must aspire. Traditionally available in Silver, Black or Midnight Blue. Special finishes available on request. The Nautilus includes an external box active crossover for each speaker and includes the speaker cables. Each Nautilus speaker requires 4 channels of amplification.

Mini Theater



M-1

€225.00 Each
(White/Black)



- 2-way vented monitor
- 4" woven glassfiber cone bass / midrange
- 1" tweeter
- Swivel mounting bracket
- Power handling:100W
- Dimensions (HxWxD): 248x114x162mm



M-1 Stand

€150.00 Each
(White/Black)



- Matte White or Matte Black stand for M-1.
- Dimensions (HxWxD): 958x252x252mm



PV1D

€1600.00 Each
(White/Black)



- Active closed-box subwoofer
- Pressure Vessel enclosure
- 2 x 8" bass
- 400W amplifier
- 5 presets
- DSP
- Trigger preset switching
- Stereo Line In (2xRCA Phono)
- Speaker Level In (5m cable supplied)
- Dimensions (HxWxD): 342x270x358mm

Weatherproof & Marine



AM-1

€275.00 Each
(White/Black)



- 2-way weatherproof indoor/outdoor monitor
- With AuxillaryBass Radiator
- 1 x 1" aluminium dome tweeter
- 1 x 5" glass fibre cone bass/midrange
- Power handling100W
- Dimensions (HxWxD): 310x180x210mm



Marine 6

€275.00 Each
(White)



- 6" Marine 2-way system In-ceiling speaker
- 1" soft dome tweeter
- 6"polypropylene cone bass/midrange
- Power Handling 20W – 80W
- Frame Diameter: 243mm
- Cut-Out Diameter: 202mm
- Depth Behind Surface: 88mm
- Same Accessories (Backboxes and Mounting Brackets) as 6" speakers in CI300 & CI600 range
- Optional Pre-Mount Kit PMK C6: €31.00 Each



Marine 8

€350.00 Each
(White)



- 8" Marine 2-way system In-ceiling speaker
- 1" soft dome tweeter
- 8" polypropylene cone bass/midrange
- Power Handling 20W – 80W
- Frame Diameter: 292mm
- Cut-Out Diameter: 253mm
- Depth Behind Surface: 93mm
- Same Accessories (Backboxes and Mounting Brackets) as 8" speakers in CI300 & CI600 range
- Optional Pre-Mount Kit PMK C6: €31.00 Each

CI800 D3 Series



**CWM8.3D + BB CWM8.3
(Speaker + Backbox)**

€3400.00 + €850.00 Each

- 3-way in-wall loudspeaker
- The central baffle is rotatable, so can be used in either vertical or horizontal alignment
- Aluminium mini baffle can be turned through 90 degrees
- Diamond Dome, Nautilus tube-loaded tweeter
- Anti-resonance plug Flowport
- FST™ midrange unit Carbon Aerofoil bass drivers
- 1x ø25mm (1in) Diamond Dome
- Nautilus™ tube-loaded tweeter
- 1x ø130mm (5in) Continuum midrange driver
- 2 x ø180mm (7in) Aerofoil Bass drivers
- Power Handling: 200W
- Frame Size (HxW): 880x254mm
- Cut-Out Size (HxW): 864 x238mm
- Backbox Size(HxW):1660x347mm
- Backbox Depth: Depth: 99mm
- **Backbox is mandatory**



**CWM8.5D + BB CWM8.5
(Speaker + Backbox)**

€1800.00 + €630.00 Each

- 2-way in-wall loudspeaker
- Diamond Dome, Nautilus tube-loaded tweeter
- Anti-resonance plug Flowport
- 1x ø25mm (1in) Diamond Dome, Nautilus™ tube-loaded tweeter
- 1x ø180mm (7in) Continuum cone bass/midrange driver with anti-resonance plug
- Power Handling: 120W
- Frame Size (HxW): 411x247mm
- Cut-Out Size (HxW): 395x231mm
- Backbox Size(HxW):1088x347mm
- Backbox Depth: Depth: 99mm
- **Backbox is mandatory**



**CCM8.5D + BB CCM8.5
(Speaker + Backbox)**

€2200.00 + €630.00 Each

- 2-way in-ceiling loudspeaker
- Aluminium Tweeter 'wing'
- Rotatable aluminium mini-baffle allows 'toe-in'
- Diamond Dome, Nautilus tube-loaded tweeter
- Anti-resonance plug
- Flowport
- 1x ø25mm (1in) Diamond Dome, Nautilus tube-loaded tweeter
- 1x ø180mm (7in) Continuum cone bass/midrange driver with anti-resonance plug
- Power Handling: 120W
- Frame Size (HxW): 351x351mm
- Cut-Out Size (HxW): 331x331mm
- Backbox Size(HxW): 701x343mm
- Backbox Depth: Depth: 177mm
- **Backbox is mandatory**

CI700 Series



CCM7.3

€1400.00 Each
(White)



- 3-way in-ceiling system Speaker
- Integrated Backbox
- 1" Nautilus tube loaded soft dome tweeter
- 4" Blue Kevlar cone FST midrange
- 2 x 5" Paper/Kevlar cone bass drivers
- Power Handling: 25 – 200W
- Frame Size: H: 355mm W:355mm
- Cut-Out Size H: 332mm W: 332mm
- Depth Behind Surface: 182.8mm
- Optional Pre-Mount Kit PMK 7C: €30.00 Each



CCM7.4

€900.00 Each
(White)



- 2-way in-ceiling system Speaker
- Integrated Backbox
- 1" Nautilus Tube loaded soft dome tweeter
- 2 x 5" Blue Kevlar cone bass/midrange
- Power Handling: 25 – 150W
- Frame Size: H: 355mm W:355mm
- Cut-Out Size H: 332mm W: 332mm
- Depth Behind Surface: 182.8mm
- Optional Pre-Mount Kit PMK 7C: €30.00 Each



CCM7.5

€700.00 Each
(White)



- 2-way in-ceiling system Speaker
- Integrated Backbox
- 1" Nautilus Tube loaded soft dome tweeter
- 6" Blue Kevlar cone bass/midrange
- Power Handling: 25 – 150W
- Frame Size: H: 355mm W:355mm
- Cut-Out Size H: 332mm W: 332mm
- Depth Behind Surface: 182.8mm
- Optional Pre-Mount Kit PMK 7C: €30.00 Each



CWM7.3

€1450.00 Each
(White)



- 3-way in-wall system
- 1" Nautilus Tube loaded soft dome tweeter
- 4" Blue Kevlar cone FST midrange
- 2 x 6" paper Kevlar cone bass drivers
- Power Handling: 25 – 200W
- Frame Size: H: 736mm W:276mm
- Cut-Out Size H: 711mm W: 251mm
- Depth Behind Surface: 90mm
- Optional Pre-Mount Kit PMK 7.3W: €30.00 Each



CWM7.4

€750.00 Each
(White)



- 2-way in-wall system
- 1" Nautilus Tube loaded soft dome tweeter
- 6" Blue Kevlar cone bass/midrange
- Power Handling: 25 – 150W
- Frame Size: H: 415mm W:251mm
- Cut-Out Size H: 390mm W: 226mm
- Depth Behind Surface: 90mm
- Optional Pre-Mount Kit PMK 7.4W: €30.00 Each



CWM7.5

€575.00 Each
(White)



- 2-way in-wall system
- 1" Nautilus Tube loaded soft dome tweeter
- 5" Blue Kevlar cone bass/midrange
- Power Handling: 25 – 150W
- Frame Size: H: 356mm W:212mm
- Cut-Out Size H: 331mm W: 187mm
- Depth Behind Surface: 90mm
- Optional Pre-Mount Kit PMK 7.5W: €30.00 Each

CI600 Series In-ceiling



CCM 682

€550.00 Each (White) ★

- 2-way 8" in-ceiling system
- 1" Nautilus swirl loaded aluminium dome tweeter
- 8" Blue Kevlar cone bass/midrange
- Features a larger magnet and voicecoil than CCM683
- Power Handling: 25 - 150W
- Frame Diameter: 290mm
- Cut-Out Diameter: 251mm
- Depth Behind Surface: 122mm
- Optional Pre-Mount Kit PMK C8: €31.00 Each



CCM 683

€400.00 Each (White) ★

- 2-way 8" in-ceiling system
- 1" Nautilus Swirl loaded aluminium dome tweeter
- 8" Blue Kevlar cone bass/midrange
- Power Handling: 25 - 130W
- Frame Diameter: 290mm
- Cut-Out Diameter: 251mm
- Depth Behind Surface: 122mm
- Optional Pre-Mount Kit PMK C8: €31.00 Each



CCM 684

€270.00 Each (White) ★

- 2-way 8" in-ceiling system
- 1" soft dome tweeter
- 8" Black Glassfibre cone bass/midrange
- Power Handling: 25 - 130W
- Frame Diameter: 290mm
- Cut-Out Diameter: 251mm
- Depth Behind Surface: 122mm
- Optional Pre-Mount Kit PMK C8: €31.00 Each



CCM 662

€475.00 Each (White) ★

- 2-way 6" in-ceiling system
- 1" Nautilus swirl loaded aluminium dome tweeter
- 6" Blue Kevlar cone bass/midrange
- Features a larger magnet and voice coil than CCM663
- Power Handling: 25 - 150W
- Frame Diameter: 240mm
- Cut-Out Diameter: 202mm
- Depth Behind Surface: 122mm
- Optional Pre-Mount Kit PMK C6: €31.00 Each



CCM 663

€325.00 Each (White) ★

- 2-way 6" in-ceiling system
- 1" Nautilus swirl loaded aluminium dome tweeter
- 6" Blue Kevlar cone bass/midrange
- Power Handling: 25 - 130W
- Frame Diameter: 240mm
- Cut-Out Diameter: 202mm
- Depth Behind Surface: 122mm
- Optional Pre-Mount Kit PMK C6: €31.00 Each



CCM 663RD

€375.00 Each (White) ★

- Reduced depth version of CCM 663
- 2-way 6" in-ceiling system
- 1" Nautilus swirl loaded aluminium dome tweeter
- 6" Blue Kevlar cone bass/midrange
- Power Handling: 25 - 100W
- Frame Diameter: 240mm
- Cut-Out Diameter: 202mm
- Depth Behind Surface: 92mm
- Optional Pre-Mount Kit PMK C6: €31.00 Each



CCM 664

€250.00 Each (White) ★

- 2-way 6" in-ceiling system
- 1" soft dome tweeter
- 6" Black Glass fiber cone bass/midrange
- Power Handling: 25 - 130W
- Frame Diameter: 240mm
- Cut-Out Diameter: 202mm
- Depth Behind Surface: 122mm
- Optional Pre-Mount Kit PMK C6: €31.00 Each



CCM 665

€200.00 Each (White) ★

- 2-way 6" in-ceiling system
- 1" soft dome tweeter
- 6" Black Glass fiber cone bass/midrange
- Power Handling: 25 - 130W
- Frame Diameter: 240mm
- Cut-Out Diameter: 202mm
- Depth Behind Surface: 122mm
- Optional Pre-Mount Kit PMK C6: €31.00 Each



CCM 663SR

€475.00 Each (White) ★

- 2-way dual channel (Stereo) in-ceiling system
- 1" soft dome tweeter
- 6" Blue Kevlar cone bass/midrange
- Power Handling: 25 - 130W
- Frame Diameter: 240mm
- Cut-Out Diameter: 202mm
- Depth Behind Surface: 122mm
- Optional Pre-Mount Kit PMK C6: €31.00 Each



CCM 664SR

€325.00 Each (White) ★

- 2-way dual channel (Stereo) in-ceiling system
- 1" soft dome tweeter
- 6" Black Glass fiber cone bass/midrange
- Power Handling: 25 - 80W
- Frame Diameter: 240mm
- Cut-Out Diameter: 202mm
- Depth Behind Surface: 122mm
- Optional Pre-Mount Kit PMK C6: €31.00 Each



CCM632

€199.00 Each (White) ★

- Single driver in-ceiling system Mini Speaker
- 3" paper cone full-range
- Power Handling: 25 - 80W
- Frame Diameter: 147mm
- Cut-Out Diameter: 115mm
- Depth Behind Surface: 86.3mm

CI600 Series In-wall



CWM663

€350.00 Each (White) ★

- 2-way in-wall system
- 1" Nautilus tube loaded aluminium dome tweeter
- 6" Blue Kevlar cone bass/midrange
- Power Handling: 25 – 150W
- Frame Size: H: 315mm W: 221mm
- Cut-Out Size H: 279mm W: 183mm
- Depth Behind Surface: 84mm
- Optional Pre-Mount Kit PMK W6: €31.00 Each



CWM664

€250.00 Each (White) ★

- 2-way in-wall system
- 1" Nautilus tube loaded aluminium dome tweeter
- 6" Blue Kevlar cone bass/midrange
- Power Handling: 25 – 150W
- Frame Size: H: 315mm W: 221mm
- Cut-Out Size H: 279mm W: 183mm
- Depth Behind Surface: 84mm
- Optional Pre-Mount Kit PMK W6: €31.00 Each



CWM652

€250.00 Each (White) ★

- 2-way in-wall system
- 1" Nautilus tube loaded aluminium dome tweeter
- 5" Blue Kevlar cone bass/midrange
- Power Handling: 25 – 10W
- Frame Size: H: 264mm W: 191mm
- Cut-Out Size H: 228mm W: 153mm
- Depth Behind Surface: 84mm
- Optional Pre-Mount Kit PMK W5: €31.00 Each

CI300 Series



CCM362

€109.00 Each (White) ★

- 2-way in-ceiling system
- 1" soft dome tweeter
- 6" polypropylene cone bass/midrange
- Power Handling: 80W
- Frame Diameter: 240mm
- Cut-Out Diameter: 200mm
- Depth Behind Surface: 69mm
- Optional Pre-Mount Kit PMK C6: €31.00 Each



CCM382

€159.00 Each (White) ★

- 2-way in-ceiling system
- 1" soft dome tweeter
- 8" polypropylene cone bass/midrange
- Power Handling: 80W
- Frame Diameter: 290mm
- Cut-Out Diameter: 249mm
- Depth Behind Surface: 77mm
- Optional Pre-Mount Kit PMK C8: €31.00 Each



CWM362

€159.00 Each (White) ★

- 2-way in-wall system
- 1" soft dome tweeter
- 6" polypropylene cone bass/midrange
- Power Handling: 80W
- Frame Size: H: 315mm W: 221mm
- Cut-Out Size H: 275mm W: 181mm
- Depth Behind Surface: 64mm
- Optional Pre-Mount Kit PMK W6: €31.00 Each

CI600 & CI300 Series Accessories



BB 6C

€120.00 Each ★

- Backbox for In-ceiling Gypsumboard/Plasterboard applications
- Applicable for all 6" & 8" CI300/CI600 In-ceiling models
- **Requires PMK C6 for 6" speakers or PMK C8 pre-mount kit for 8" speakers**
- Dimensions (HxWxD): 490x439x136mm



BB 6W

€120.00 Each ★

- Backbox for In-wall Gypsumboard/Plasterboard applications
- Applicable for all CI300/CI600 In-wall models
- **Requires the pre-mount kit of each speaker**
- Dimensions (HxWxD): 538x490x86mm



BB125C / BB165C

€110.00 / €125.00 Each ★

- Backbox for In-ceiling cement applications
- BB125C applicable for CCM362/382/664RD In-ceiling models
- BB165C applicable for all other CI600 In-ceiling models of 122mm depth
- BB125C Dimensions (HxWxD): 330x300x125mm
- BB165C Dimensions (HxWxD): 330x300x125mm



GR66SQ / GR68SQ

€30.00 Each ★

- Square Grill for CI300/CI600 In-ceiling speakers
- GR66SQ Applicable for all 6" CI300/CI600 In-ceiling models
- GR68SQ Applicable for all 8" CI300/CI600 In-ceiling models
- GR68SQ Dimensions (HxW): 241x241mm
- GR68SQ Dimensions (HxW): 290x290mm

In-wall Subwoofers



**ISW-4 + BB ISW-4
(Subwoofer + Backbox)**

€750.00 + €200.00 Each
(White)

- In-wall subwoofer system requires external rack-mount amplifier
- 2 x 8" paper/Kevlar cone bass drivers
- Height: 524mm
- Width: 294mm
- Depth Behind Surface (.5" wall): 86mm
- Backbox Size(HxW): 1406x345mm
- Backbox Depth: Depth: 85mm
- **Backbox is mandatory**



ISW-3

€850.00 Each
(White)

- In-floor/wall/ceiling/millwork subwoofer
- 2 x 6.5" paper/Kevlar cone bass drivers
- Dimensions: Width: 330mm Length: 470mm
- Depth: 235mm
- Electronics: SA250 MK2 (mandatory)



SA250 MK2

€950.00 Each
(Black)

- 250W Class D amplifier for use with ISW3 and ISW4
- 2U rack-mountable
- Black Finish
- Height: 100mm Width: 430mm Depth: 322mm

Cinema 7



CCM Cinema 7

€550.00 Each
(White)

- 2-way in-ceiling system
- 1" Nautilus swirl loaded aluminium dome tweeter
- 7" Blue Kevlar cone bass/midrange
- Power Handling 25 – 150W
- Frame Size: 290mm
- Cut-Out Size: 249mm
- Depth Behind Surface: 114.3mm
- Optional Pre-Mount Kit PMK C8: €31.00 Each



CWM Cinema 7

€750.00 Each
(White)

- 2 1/2-way in-wall system
- 1" Nautilus Tube loaded aluminium dome tweeter
- 4" Blue Kevlar cone bass/midrange
- 4" paper cone bass
- Power Handling: 25 – 150W
- Frame Size: Width 175mm Length: 625mm
- Cut-Out Size: Width: 147mm Length: 23.5"
- Depth Behind Surface: 78.7mm
- Optional Pre-Mount Kit PMK CWM7: €43.00 Each

Custom Theater 800 Series



CT8 LR

€15,000.00 (Black)

- 3-way closed-box system
- 1 x 1.25" metal dome Nautilus tweeter
- 1 x 6" Kevlar® FST midrange
- 2 x 10" Rohacell® bass
- Power handling 1000W
- **CT8 XO MkII required**
- **Bi-amplification is required**
- Dimensions (HxWxD): 1100x325x550mm



CT8 DS

€11,000.00 (Black)

- 3-way monopole/2-way dipole selectable closed-box system
- 1 x 1.25" metal dome Nautilus tweeter
- 6 x 4" mid/high
- 1 x 6" Kevlar® FST midrange
- 2 x 10" Rohacell bass
- Power handling 1000W
- **CT8 XO MkII required**
- **Bi-amplification is required**
- Dimensions (HxWxD): 1100x325x259mm



CT8 CC

€15,000.00 (Black)

- 3-way closed-box system
- 1 x 1.25" metal dome Nautilus tweeter
- 1 x 6" Kevlar® FST midrange
- 2 x 10" Rohacell® bass
- Power handling 1000W
- **CT8 XO MkII required**
- **Bi-amplification is required**
- Dimensions (HxWxD): 325x1100x550mm



CT8 SW

€3,500.00 (Black)

- Closed-box subwoofer
- 1 x 15" Rohacell bass
- Power handling 1000W
- Dimensions (HxWxD): 475x475x475mm



CT8 XO MKII

€3,000.00

- Active bass management controller
- Included with CT8LR, CT8CC, and CT8DS 1
- U rack-mountable
- Dimensions (HxWxD): 45x483x356mm



CT8.2LCR

€5,500.00 (Black)

- 3-way custom install home theatre LCR Speaker
- 8" Paper/Kevlar cone bass
- 6" woven Kevlar FST midrange
- 1.25" aluminium dome tweeter.
- Power handling: 500W
- Dimensions (HxWxD): 1000x325x300mm



CT8.4LCRS


€4,000.00 (Black)

- 3-way custom install home theatre LCR Speaker
- Value engineered version of the CT8 LR with passive crossover
- 8" Rohacell bass unit
- 6" blue Kevlar FST midrange
- 1.25" aluminium dome tweeter
- Power handling 200W
- Dimensions (HxWxD): 630x325x185mm

Custom Theater 700 Series




CT7.3 LCRS

€1500.00 Each 
(Black)

- 3-way custom install home theatre LCRS
- 2 x 8" fibre cone bass
- 6" blue Kevlar
- FST midrange
- 1" soft dome tweeter
- Power handling 200W
- 360 x 606 x 265mm




CT7.4 LCRS

€1000.00 Each 
(Black)

- 2-way custom install home theatre LCRS
- 2 x 6" blue Kevlar bass/midrange driver
- 1" soft dome tweeter
- Power handling 150W
- 343 x 444 x 265mm




CT7.5 LCRS

€600.00 Each 
(Black)

- 2-way custom install home theatre LCRS
- 7" blue Kevlar bass/midrange driver
- 1" soft dome tweeter
- Power handling 120W
- 305 x 444 x 265mm




CTSW15

€1250.00 Each 
(Black)

- Passive, closed-box subwoofer
- With optional rack-mount amplifier
- Designed to fit in home theatre cabinetry
- 1 x 15" paper/Kevlar cone bass driver
- Power handling 1000W
- Dimensions (HxWxD): 100x430x322mm




CTSW12

€1000.00 Each 
(Black)

- Passive, closed-box subwoofer
- with optional rack-mount amplifier
- Designed to fit in home theatre cabinetry
- 1 x 12" paper/Kevlar cone bass driver
- Power handling 1000W
- Dimensions (HxWxD): 465x396x260mm




CTSW10

€750.00 Each 
(Black)

- Passive, closed-box subwoofer
- with optional rack-mount amplifier
- Designed to fit in home theatre cabinetry
- 1 x 10" paper/Kevlar cone bass driver
- Power handling 1000W
- Dimensions (HxWxD): 360x340x260mm



SA1000


€1000.00 Each 
(Black)

- 1000W Class D subwoofer amplifier
- for use with CTSW15, CTSW12, CTSW10
- 2U rack-mountable
- Dimensions (HxWxD): 100x430x322mm

Headphones



P9

€899.00 
(Brown Leather)

- Flagship Over Ear Wired Headphones
- Brown Italian Saffiano leather
- Nylon damped cone with acoustic coating
- Large surround diaphragm CCAW coil with external large pole magnet
- Dual cavity ear cushions
- Controlled acoustic air leak cushions
- Changeable ear cushions
- Detachable cable Folding (hinged) design




PX

€399.00 
(Grey Black/Blue Gold)

- Wireless on-ear noise cancellation headphone
- Adaptive noise cancellation and voice pass-through Bluetooth audio
- Bluetooth 4.1 with aptX-HD
- Smart sensing for Play/Pause/On/Off
- Soft leather memory foam cushions
- Mobile companion app for personalised audio playback
- Fold flat design




P5 Wireless

€299.00 
(Black Leather)

- Wireless on-ear headphone
- Bluetooth aptX streaming
- Noise Isolation




P3 S2

€149.00 
(Black Leather)

Light weight on-ear headphone with noise isolation



C5 S2

€149.00 
(Black)

In-ear headphone with secure loop design, tangle-free cable, noise isolation

Terms & Conditions

1. All prices include VAT @ 19%
2. Pricelist valid from 1th January 2019
3. Through this price list, all previous price lists loose their validity
4. Technical modifications and corrections are subject to change without notice
5. Product Images could be different in reality
6. For the latest information please visit www.elergy-eu.com/pages/marketing-bw-1234
7. Product Usually in Stock. Black Colour only Product by Special Order. Lead Time 3-4 weeks

Information

- | | |
|--|--|
| www.bowers-wilkins.com | www.facebook.com/BowersWilkins |
| www.instagram.com/bowerswilkins | https://twitter.com/bowerswilkins |
| www.youtube.com/bowerswilkins | http://blog.bowers-wilkins.com |

Contact Cyprus: Elergy Ltd

- | | |
|--|--|
| 22252527 | www.elergy-eu.com |
| info@elergy-eu.com | www.facebook.com/elergyeu |
| 22 Chytron Street, Nicosia CY1075, Cyprus | |